

PANASONIC ENERGY INDIA CO. LTD.

Regd. Office: G.I.D.C. Makarpura, Vadodara - 390010

CIN-L31400GJ1972PLC002091

Phone: (0265) 2642661-62, 2638887, 2638888, Fax: [0265] 2638890, 2638892

Web site: www.panasonicenergyindia.in, Email: company.secretary@in.panasonic.com


Panasonic

Batteries & Torches

STATEMENT OF UNAUDITED RESULTS FOR THE QUARTER AND SIX MONTHS ENDED 30 SEPTEMBER 2018

Amounts in INR Lakhs

Sr. No.	Particulars	Three Months Ended			Six Months Ended		Year ended
		30 September 2018	30 June 2018	30 September 2017	30 September 2018	30 September 2017	31 March 2018
		Unaudited			Unaudited		Audited
I	Revenue from operations (Refer Note 6)	6,043.49	4,826.83	5,457.55	10,870.32	9,801.01	21,083.24
II	Other income	99.26	83.27	96.18	182.53	195.07	383.55
III	Total Income (I+II)	6,142.75	4,910.10	5,553.73	11,052.85	9,996.08	21,466.79
IV	Expenses						
	Cost of material consumed	2,952.78	2,294.89	2,168.30	5,247.67	4,445.98	10,007.26
	Purchase of stock in trade	751.19	514.31	438.70	1,265.50	774.10	1,335.94
	Changes in inventories of finished goods, stock in trade and work in progress	77.81	(140.60)	479.81	(62.79)	294.17	163.04
	Excise duty on sale of goods	-	-	-	-	509.69	509.69
	Other Manufacturing Expense	140.99	127.18	146.40	268.17	286.65	582.56
	Employee benefit expense	1,023.82	887.30	877.01	1,911.12	1,755.91	3,445.74
	Finance costs	0.07	0.35	1.43	0.42	3.63	2.41
	Depreciation and amortisation expense	69.65	67.90	58.34	137.55	112.17	237.31
	Other expenses	914.43	884.97	875.48	1,799.40	1,504.68	3,814.97
	Total Expenses (IV)	5,930.74	4,636.30	5,045.47	10,567.04	9,686.98	20,098.92
V	Profit before tax (III-IV)	212.01	273.80	508.26	485.81	309.10	1,367.87
VI	Tax Expense						
	Current tax	98.50	93.69	171.80	192.19	171.80	518.64
	Deferred tax	(43.84)	(14.90)	(38.10)	(58.74)	(59.10)	(61.92)
	Tax Adjustment for earlier period	-	-	-	-	-	(68.59)
VII	Profit after tax (V-VI)	157.35	195.01	374.56	352.36	196.40	979.74
VIII	Other Comprehensive Income						
	(a) Items that will not be reclassified to profit or loss						
	Re-measurement of the defined benefit plans	8.75	(11.49)	(18.50)	(2.74)	(63.50)	(24.30)
	Tax impact on items that will not be reclassified to profit or loss	(2.59)	3.35	6.40	0.76	22.00	7.08
	Total Other Comprehensive Income (net of tax)	6.16	(8.14)	(12.10)	(1.98)	(41.50)	(17.22)
IX	Total Comprehensive Income for the period (VII+VIII) (comprising Profit and Other Comprehensive Income for the period)	163.51	186.87	362.46	350.38	154.90	962.52
X	Paid up Equity share capital (Face value of Share INR 10)	750.00	750.00	750.00	750.00	750.00	750.00
XI	Other Equity	-	-	-	-	-	9,507.69
XII	Earning per share on profit after tax (not annualized) (Face value of Share INR 10/- each)						
	Basic and Diluted	2.10	2.60	4.99	4.70	2.62	13.06



PANASONIC ENERGY INDIA CO. LTD.

Regd. Office: G.I.D.C. Makarpura, Vadodara - 390010

CIN-L31400GJ1972PLC002091


Phone: (0265) 2642661-62, 2638887, 2638888, Fax: [0265] 2638890, 2638892

Web site: www.panasonicenergyindia.in, Email: company.secretary@in.panasonic.com

STATEMENT OF ASSETS AND LIABILITIES

Amounts in INR Lakhs

Sr.	Particulars	As at September 2018 (Unaudited)	As at 31 March 2018 (Audited)
(A)	ASSETS		
1	Non-current assets		
	(a) Property, Plant and Equipment	1,694.16	1,835.48
	(b) Intangible assets	18.38	22.61
	(c) Capital work-in-progress	8.79	3.99
	(d) Financial assets		
	(i) Loans	66.11	67.83
	(e) Non-current tax assets	553.96	623.95
	(f) Other non-current assets	1.61	7.00
	Total Non-current assets	2,343.01	2,560.86
2	Current assets		
	(a) Inventories	2,712.08	2,894.27
	(b) Financial assets		
	(i) Trade receivables	1,499.44	529.30
	(ii) Cash and cash equivalents	1,647.05	1,064.56
	(iii) Bank balances other than (ii) above	3,645.37	4,581.00
	(iv) Loans	51.10	41.95
	(v) Others	422.64	614.45
	(c) Other current assets	1,148.58	1,025.19
	Total Current assets	11,126.26	10,750.72
	TOTAL ASSETS	13,469.27	13,311.58
(B)	EQUITY AND LIABILITIES		
1	EQUITY		
	(a) Share capital	750.00	750.00
	(b) Other equity	9,225.17	9,507.69
	Total equity	9,975.17	10,257.69
2	LIABILITIES		
	Non-current liabilities		
	(a) Long-term provisions	-	-
	(b) Deferred tax liabilities (net)	75.16	134.65
	Total Non-current liabilities	75.16	134.65
	Current liabilities		
	(a) Financial liabilities		
	(i) Trade payables	432.20	896.54
	(ii) Other financial liabilities	1,550.97	1,089.71
	(b) Other current liabilities	1,032.07	635.46
	(c) Short-term provisions	403.70	297.53
	(d) Current tax liability (Net)	-	-
	Total Current liabilities	3,418.94	2,919.24
	Total Liabilities	3,494.10	3,053.89
	TOTAL EQUITY AND LIABILITIES	13,469.27	13,311.58



Notes:

- 1) The above financial results for the quarter ended 30 September 2018 were reviewed and recommended by the Audit Committee and thereafter approved by the Board of Directors at their respective meetings held on 30 October 2018.
- 2) The Statutory Auditors have performed a "Limited Review" of the above financial results for the quarter ended 30 September 2018.
- 3) The Competition Commission of India ('the Commission') is presently inquiring matters of possible contravention of provisions of the Competition Act, 2002 involving the Company. Pending completion of ongoing inquiries and subsequent disposal of these matters by the Commission, no adjustments are required and the Company is fairly confident on overall outcome of these matters.
- 4) Effective 01 April 2018 the Company has adopted Ind AS 115 "Revenue from contracts with customers". The adoption of the Standard did not have material impact on the financial results of the Company.
- 5) As per Indian Accounting Standard (Ind AS) 108 'Segment Reporting', the business of the company mainly comprises sale of "Dry Battery Cell " which has been identified as a single reportable segment.
- 6) Post the applicability of Goods and Service Tax (GST) with effect from 01 July 2017, revenue from operations is disclosed net of GST and prior to that excise duty on sales were grossed up with sales and disclosed separately as an expense. Accordingly, the revenue from operations for the six months ended 30 September 2018 are not comparable with the Six months ended 30 September 2017 presented in the results.
- 7) Previous period figures have been re-grouped /re-classified wherever necessary, to confirm to the current period's classification.

For Panasonic Energy India Company Limited



**Mikio Morikawa
Chairman & Managing Director**

Place : Vadodara
Date : 30 October 2018



B S R & Associates LLP

Chartered Accountants

903 Commerce House V,
Near Vodafone House
Prahaldnagar, Corporate Road,
Ahmedabad 380 051
India

Telephone +91 (79) 4014 4800
Fax +91 (79) 4014 4850

Limited Review Report on Unaudited Quarterly and Year-to-date Financial Results of Panasonic Energy India Company Limited pursuant to the Regulation 33 of the SEBI (Listing Obligations and Disclosure Requirements) Regulations, 2015

To Board of Directors of
Panasonic Energy India Company Limited

We have reviewed the accompanying statement of unaudited financial results ('the Statement') of Panasonic Energy India Company Limited ('the Company') for the quarter ended 30 September 2018 and year-to-date results for the period from 01 April 2018 to 30 September 2018, attached herewith, being submitted by the Company pursuant to the requirements of Regulation 33 of the SEBI (Listing Obligations and Disclosure Requirements) Regulations, 2015 ('the Listing Regulations').


This Statement is the responsibility of the Company's Management and has been approved by the Board of Directors. Our responsibility is to issue a report on the Statement based on our review.

We conducted our review in accordance with the Standard on Review Engagement (SRE) 2410, 'Review of Interim Financial Information Performed by the Independent Auditor of the Entity' specified under Section 143(10) of the Companies Act, 2013. This standard requires that we plan and perform the review to obtain moderate assurance as to whether the unaudited financial results are free of material misstatement. A review is limited primarily to inquiries of company personnel and analytical procedures applied to financial data and thus provides less assurance than an audit. We have not performed an audit and, accordingly, we do not express an audit opinion.

Based on our review conducted as above, nothing has come to our attention that causes us to believe that the accompanying Statement prepared in accordance with the applicable accounting standards i.e. Ind AS prescribed under Section 133 of the Companies Act, 2013 and other recognized accounting practices and policies has not disclosed the information required to be disclosed in terms of Regulation 33 of the Listing Regulations, including the manner in which it is to be disclosed, or that it contains any material misstatement.

For **B S R & Associates LLP**
Chartered Accountants

Firm's Registration No: 116231W/W-100024



Jeyur Shah

Partner

Membership No: 045754

Vadodara
30 October 2018